

**PROFESSIONAL BECAUSE OF FOCUS**

RESEARCH AND DEVELOPMENT  
PRODUCTION  
SALES

**PRODUCT  
CATALOGUE**

**2023**



**BRUN MEDICAL CO.,LTD.**

Add. : Building B8 , entrepreneurship and Innovation Park,  
88 Changtang Road , Yunlong demonstration zone  
Tel. : +86(0731)22029666  
Email : sales@brunmd.com  
Web : www.brunmd.com  
Postcode : 412000



**Professional Medical Device Manufacturer**



# **PRODUCT CATALOGUE**

**COMPANY** 99  
**INTRODUCTION**

**BRUN MEDICAL CO.,LTD.**

Professional Medical Device Manufacturer

**3** set up subsidiaries continents

**40** Marketing Countries

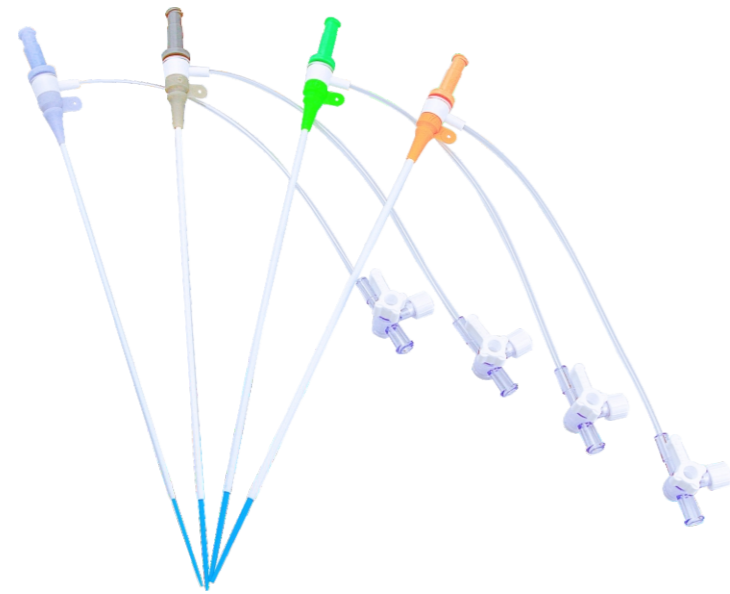




# CONTENTS

Introducer Sheaths .....	01
Balloon Inflation Devices .....	02
Balloon Inflation Device Sets .....	03
Y Connector Sets .....	05
Radial Artery Tourniquets .....	07
Introducer Needles .....	08
Guide Wires .....	09
Manifolds .....	11
Dose-control Syringes .....	12
Connecting Tubings .....	13
Angiographic Syringe and Accessories .....	14
Pressure Connecting Tubes .....	15
Cervical Ripening Balloons .....	17
Postpartum Balloons .....	18
Balloon Uterine Stents .....	19
Non-vascular Guide Wires .....	20

## Introducer Sheaths



### INTRODUCTION

It is used for radial Or femoral artery access to assist the insertion of various types of catheters in the diagnosis and treatment of vascular.

### FEATURES

- Smooth transition for the introducer sheath, dilator which makes it easier to insert and remove
- Excellent entry ability when passing through the vessel.
- Strong flexural resistance
- Special hemostatic valve design, which maintains a good hemostasis and the smoother for the operation.
- Color-Coded Hubs make it easier to identify the size of the sheath.

Catalogue No.	Introducer sheath Size (Fr.) x Length (cm)	Dilator Size (Fr.) x Length (cm)
BR-RA0407	4F X 7cm	4F X 13cm
BR-RA0507	5F X 7cm	5F X 13cm
BR-RA0607	6F X 7cm	6F X 13cm
BR-RA0707	7F X 7cm	7F X 13cm
BR-RA0411	4F X 11cm	4F X 18cm
BR-RA0511	5F X 11cm	5F X 18cm
BR-RA0611	6F X 11cm	6F X 18cm
BR-RA0711	7F X 11cm	7F X 18cm
BR-RA0416	4F X 16cm	4F X 23cm
BR-RA0516	5F X 16cm	5F X 23cm
BR-RA0616	6F X 16cm	6F X 23cm
BR-RA0716	7F X 16cm	7F X 23cm
BR-RA0423	4F X 23cm	4F X 29cm
BR-RA0523	5F X 23cm	5F X 29cm
BR-RA0623	6F X 23cm	6F X 29cm
BR-RA0723	7F X 23cm	7F X 29cm

Catalogue No.	Introducer sheath Size (Fr.) x Length (cm)	Dilator Size (Fr.) x Length (cm)
BR-FA0409	4F X 9cm	4F X 15cm
BR-FA0511	5F X 11cm	5F X 18cm
BR-FA0611	6F X 11cm	6F X 18cm
BR-FA0711	7F X 11cm	7F X 18cm
BR-FA0811	8F X 11cm	8F X 18cm
BR-FA0911	9F X 11cm	9F X 18cm
BR-FA1011	10F X 11cm	10F X 18cm
BR-FA1211	12F X 11cm	12F X 18cm
BR-FA0419	4F X 19cm	4F X 26cm
BR-FA0523	5F X 23cm	5F X 29cm
BR-FA0623	6F X 23cm	6F X 29cm
BR-FA0723	7F X 23cm	7F X 29cm
BR-FA0823	8F X 23cm	8F X 29cm
BR-FA0923	9F X 23cm	9F X 29cm
BR-FA1023	10F X 23cm	10F X 29cm
BR-FA1223	12F X 23cm	12F X 29cm

## Balloon Inflation Devices



### INTRODUCTION

The device is intended to pressurize the balloon dilatation catheters that create pressure in the balloon to dilate the blood vessel or indwelling stent in the blood vessel.

### FEATURES

- Maximum output pressure is 30ATM and the model maximum capacity 30ML also available. The effective ergonomic design ensures one-handed operation.
- Safety locking device control the pressure accurate and quickly release the pressure.
- The pressure gauge reads accurately.
- The advancing speed is uniform, and the pressure is charged accurately.

Catalogue No.	Volume	Pressure (ATM)
BR-BID- I30	20ml	30
BR-BID- I40	20ml	40
BR-BID- I30L	30ml	30
BR-BID- I40L	30ml	40
BR-BID- II26	20ml	26
BR-BID- II30	20ml	30
BR-BID- III30	20ml	30
BR-BID- IV30	20ml	30

# Balloon Inflation Device Sets



## ORDERING INFORMATION

CatalogueNo.	Volume (ml)	Pressure (ATM)	Description
BR-BID-I30A	20	30	"ON" three-way stopcock + Y connector HV03 (25cm connecting tubing)
BR-BID-I30B	20	30	"ON" three-way stopcock + Y connector HV04 (45cm connecting tubing)
BR-BID-I30AL	30	30	"ON" three-way stopcock + Y connector HV03 (25cm connecting tubing)
BR-BID-I30BL	30	30	"ON" three-way stopcock + Y connector HV04 (45cm connecting tubing)
BR-BID-II26A	20	26	"ON" three-way stopcock + Y connector HV03 (25cm connecting tubing)
BR-BID-II26B	20	26	"ON" three-way stopcock + Y connector HV04 (45cm connecting tubing)
BR-BID-II30A	20	30	"ON" three-way stopcock + Y connector HV03 (25cm connecting tubing)
BR-BID-II30B	20	30	"ON" three-way stopcock + Y connector HV04 (45cm connecting tubing)
BR-BID-III30A	20	30	"ON" three-way stopcock + Y connector HV03 (25cm connecting tubing)
BR-BID-III30B	20	30	"ON" three-way stopcock + Y connector HV04 (45cm connecting tubing)
BR-BID-I30C	20	30	"ON" three-way stopcock + Y connector HV13 (without connecting tubing)
BR-BID-I30CL	30	30	"ON" three-way stopcock + Y connector HV13 (without connecting tubing)
BR-BID-II26C	20	26	"ON" three-way stopcock + Y connector HV13 (without connecting tubing)
BR-BID-II30C	20	30	"ON" three-way stopcock + Y connector HV13 (without connecting tubing)
BR-BID-III30C	20	30	"ON" three-way stopcock + Y connector HV13 (without connecting tubing)
BR-BID-I30D	20	30	"ON" three-way stopcock + Y connector HV17 (15cm connecting tubing)
BR-BID-I30DL	30	30	"ON" three-way stopcock + Y connector HV17 (15cm connecting tubing)
BR-BID-II26D	20	26	"ON" three-way stopcock + Y connector HV17 (15cm connecting tubing)
BR-BID-II30D	20	30	"ON" three-way stopcock + Y connector HV17 (15cm connecting tubing)
BR-BID-III30D	20	30	"ON" three-way stopcock + Y connector HV17 (15cm connecting tubing)
BR-BID-I30E	20	30	"ON" three-way stopcock + Y connector HV21 (25cm connecting tubing)
BR-BID-I30EL	30	30	"ON" three-way stopcock + Y connector HV21 (25cm connecting tubing)
BR-BID-II26E	20	26	"ON" three-way stopcock + Y connector HV21 (25cm connecting tubing)
BR-BID-II30E	20	30	"ON" three-way stopcock + Y connector HV21 (25cm connecting tubing)
BR-BID-III30E	20	30	"ON" three-way stopcock + Y connector HV21 (25cm connecting tubing)
BR-BID-I30F	20	30	"ON" three-way stopcock + Y connector HV25 (45cm connecting tubing)
BR-BID-I30FL	30	30	"ON" three-way stopcock + Y connector HV25 (45cm connecting tubing)
BR-BID-II26F	20	26	"ON" three-way stopcock + Y connector HV25 (45cm connecting tubing)
BR-BID-II30F	20	30	"ON" three-way stopcock + Y connector HV25 (45cm connecting tubing)
BR-BID-III30F	20	30	"ON" three-way stopcock + Y connector HV25 (45cm connecting tubing)

## INTRODUCTION

The device is intended to pressurize the balloon dilatation catheters in PTCA that create pressure in the balloon to dilate the blood vessel or indwelling stent in the blood vessel

## FEATURES

The maximum output pressure is 30ATM and the maximum capacity is 30ML, which is convenient for medical staff to use.

The effective ergonomic design ensures one-handed operation.

The safety locking device can control the pressure and can quickly release the pressure.

The pressure gauge reads accurately.

The advancing speed is uniform, and the pressure is charged accurately.

Sets come with different Y connector More conducive to the choice of clinicians

# Y Connector Sets



## FEATURES

- Twist Model: easy to operate
- Push Pull Model: one-hand operation, quick hemostasis
- Good pressure resistance
- Various specifications meet the needs of clinical applications

## ORDERING INFORMATION

### Twist model

Catalogue No.	Product description
BR-HV01	Y Connector (rotation type), torque, guide wire insertion tool
BR-HV05	Y Connector (rotation type)
BR-HV06	Y Connector (rotation type with 25cm connecting tubing and three-way valve)
BR-HV07	Y Connector (rotation type with 45cm connecting tubing and three-way valve)
BR-HV08	Y Connector (rotation type with 25cm connecting tubing and three-way valve), torque, guide wire insertion tool
BR-HV09	Y Connector (rotation type with 45cm connecting tubing and three-way valve), torque, guide wire insertion tool

## ORDERING INFORMATION

### Push pull model

Catalogue No.	Product description
BR-HV02	Y Connector (push type), torque, guide wire insertion tool
BR-HV03	Y Connector (push type with 25cm connecting tubing and three-way valve), torque, guide wire insertion tool
BR-HV04	Y Connector (push type with 45cm connecting tubing and three-way valve), torque, guide wire insertion tool
BR-HV10	Y Connector (push type)
BR-HV11	Y Connector (push type with 25cm connecting tubing and three-way valve)
BR-HV12	Y Connector (push type with 45cm connecting tubing and three-way valve)

Note: Single Hemostatic Y-Connector is available as a stand-alone item

# Y Connector Sets



## CONTENTS

Y-Connector, Guide Wire Insertion Tool, Torque Device, Extension Tube

## FEATURES

- 10F(3.33 mm) large inner lumen accommodates multi-devices entry and withdrawal
- Dual hemostasis valve design to minimizing blood loss and risk of air embolism during procedure
- Ergonomic design to simplify the procedures with one-handed operation for easier adjustment and manipulation
- Highly Visible valve body with no obstructions to offer smooth passage for devices and fluids
- Wide range of sizes and options, adaptable to various lengths of extension tubes(15,25,45cm available)

## ORDERING INFORMATION

Catalogue No.	Product description
BR-HV13	Y Connector (rotary press type), torque, guide wire insertion tool
BR-HV14	Y Connector (rotary press type)
BR-HV15	Y Connector (rotary press type), guide wire insertion tool
BR-HV16	Y Connector (rotary press type), torque
BR-HV17	Y Connector (rotary press type with three-way valve), torque, guide wire insertion tool, 15cm connecting tubing
BR-HV18	Y Connector (rotary press type with three-way valve), 15cm connecting tubing
BR-HV19	Y Connector (rotary press type with three-way valve), guide wire insertion tool, 15cm connecting tubing
BR-HV20	Y Connector (rotary press type with three-way valve), torque, 15cm connecting tubing
BR-HV21	Y Connector (rotary press type with three-way valve), torque, guide wire insertion tool, 25cm connecting tubing
BR-HV22	Y Connector (rotary press type with three-way valve), 25cm connecting tubing
BR-HV23	Y Connector (rotary press type with three-way valve), guide wire insertion tool, 25cm connecting tubing
BR-HV24	Y Connector (rotary press type with three-way valve), torque, 25cm connecting tubing
BR-HV25	Y Connector (rotary press type with three-way valve), torque, guide wire insertion tool, 45cm connecting tubing
BR-HV26	Y Connector (rotary press type with three-way valve), 45cm connecting tubing
BR-HV27	Y Connector (rotary press type with three-way valve), guide wire insertion tool, 45cm connecting tubing
BR-HV28	Y Connector (rotary press type with three-way valve), torque, 45cm connecting tubing

Note: Single Hemostatic Y-Connector is available as a stand-alone item

## Radial Artery Tourniquets



### INTRODUCTION

The device is intended for use with hemostasis after the radial arterial catheterization

### FEATURRES

The humanized structural design for radial artery hemostasis post percutaneous puncture  
 Well fixed and not shift  
 Safe and comfortable  
 Flexible and adjustable elastic compression band  
 Meet the patient's comfort requirements to the maximum  
 Convenient for nursing observation

### ORDERING INFORMATION

Catalogue No.	Model
BR-RAT1	Cord button
BR-RAT2	Rotary
BR-RAT3A	Gasbag
BR-RAT3B	Gasbag
BR-RAT3C	Gasbag

## Introducer Needles




### FEATURES

Puncture needle with excellent rigidity and corrosion resistance  
 Sharp needle tip with low puncture force results in less pain for patients

### ORDERING INFORMATION

Catalogue No.	Type	Gauge	Length(cm)
BR-IN-1770	Straight entry port	17	7.0
BR-IN-1865	Straight entry port	18	6.5
BR-IN-1870	Straight entry port	18	7.0
BR-IN-2038	Straight entry port	20	3.8
BR-IN-2138	Straight entry port	21	3.8
BR-IN-2150	Straight entry port	21	5.0
BR-IN-2170	Straight entry port	21	7.0
BR-INY-1865	Y type entry port	18	6.5
BR-INY-1870	Y type entry port	18	7.0
BR-INY-2038	Y type entry port	20	3.8
BR-INY-2138	Y type entry port	21	3.8
BR-INY-2150	Y type entry port	21	5.0
BR-INY-2170	Y type entry port	21	7.0





# Guide Wires

## FEATURES

Teflon coating provides excellent crossability for other interventional devices and protects against thrombus formation  
 Customized diameters and lengths are available

## ORDERING INFORMATION

### With PTFE Coating (Stainless steel)

0.018"	0.021"	0.025"	0.032"	0.035"	0.038"	Length(cm)	Tip Shape
BR-GWC018-45S	BR-GWC021-45S	BR-GWC025-45S	BR-GWC032-45S	BR-GWC035-45S	BR-GWC038-45S	45	Straight
BR-GWC018-45J	BR-GWC021-45J	BR-GWC025-45J	BR-GWC032-45J	BR-GWC035-45J	BR-GWC038-45J	45	J
BR-GWC018-60S	BR-GWC021-60S	BR-GWC025-60S	BR-GWC032-60S	BR-GWC035-60S	BR-GWC038-60S	60	Straight
BR-GWC018-60J	BR-GWC021-60J	BR-GWC025-60J	BR-GWC032-60J	BR-GWC035-60J	BR-GWC038-60J	60	J
BR-GWC018-80S	BR-GWC021-80S	BR-GWC025-80S	BR-GWC032-80S	BR-GWC035-80S	BR-GWC038-80S	80	Straight
BR-GWC018-80J	BR-GWC021-80J	BR-GWC025-80J	BR-GWC032-80J	BR-GWC035-80J	BR-GWC038-80J	80	J
BR-GWC018-120S	BR-GWC021-120S	BR-GWC025-120S	BR-GWC032-120S	BR-GWC035-120S	BR-GWC038-120S	120	Straight
BR-GWC018-120J	BR-GWC021-120J	BR-GWC025-120J	BR-GWC032-120J	BR-GWC035-120J	BR-GWC038-120J	120	J
BR-GWC018-150S	BR-GWC021-150S	BR-GWC025-150S	BR-GWC032-150S	BR-GWC035-150S	BR-GWC038-150S	150	Straight
BR-GWC018-150J	BR-GWC021-150J	BR-GWC025-150J	BR-GWC032-150J	BR-GWC035-150J	BR-GWC038-150J	150	J
BR-GWC018-180S	BR-GWC021-180S	BR-GWC025-180S	BR-GWC032-180S	BR-GWC035-180S	BR-GWC038-180S	180	Straight
BR-GWC018-180J	BR-GWC021-180J	BR-GWC025-180J	BR-GWC032-180J	BR-GWC035-180J	BR-GWC038-180J	180	J
BR-GWC018-260S	BR-GWC021-260S	BR-GWC025-260S	BR-GWC032-260S	BR-GWC035-260S	BR-GWC038-260S	260	Straight
BR-GWC018-260J	BR-GWC021-260J	BR-GWC025-260J	BR-GWC032-260J	BR-GWC035-260J	BR-GWC038-260J	260	J

### Without Coating (Stainless steel)

0.018"	0.021"	0.025"	0.032"	0.035"	0.038"	Length(cm)	Tip Shape
BR-GW018-45S	BR-GW021-45S	BR-GW025-45S	BR-GW032-45S	BR-GW035-45S	BR-GW038-45S	45	Straight
BR-GW018-45J	BR-GW021-45J	BR-GW025-45J	BR-GW032-45J	BR-GW035-45J	BR-GW038-45J	45	J
BR-GW018-60S	BR-GW021-60S	BR-GW025-60S	BR-GW032-60S	BR-GW035-60S	BR-GW038-60S	60	Straight
BR-GW018-60J	BR-GW021-60J	BR-GW025-60J	BR-GW032-60J	BR-GW035-60J	BR-GW038-60J	60	J
BR-GW018-80S	BR-GW021-80S	BR-GW025-80S	BR-GW032-80S	BR-GW035-80S	BR-GW038-80S	80	Straight

### Without Coating (Stainless steel)

0.018"	0.021"	0.025"	0.032"	0.035"	0.038"	Length(cm)	Tip Shape
BR-GW018-80J	BR-GW021-80J	BR-GW025-80J	BR-GW032-80J	BR-GW035-80J	BR-GW038-80J	80	J
BR-GW018-120S	BR-GW021-120S	BR-GW025-120S	BR-GW032-120S	BR-GW035-120S	BR-GW038-120S	120	Straight
BR-GW018-120J	BR-GW021-120J	BR-GW025-120J	BR-GW032-120J	BR-GW035-120J	BR-GW038-120J	120	J
BR-GW018-150S	BR-GW021-150S	BR-GW025-150S	BR-GW032-150S	BR-GW035-150S	BR-GW038-150S	150	Straight
BR-GW018-150J	BR-GW021-150J	BR-GW025-150J	BR-GW032-150J	BR-GW035-150J	BR-GW038-150J	150	J
BR-GW018-180S	BR-GW021-180S	BR-GW025-180S	BR-GW032-180S	BR-GW035-180S	BR-GW038-180S	180	Straight
BR-GW018-180J	BR-GW021-180J	BR-GW025-180J	BR-GW032-180J	BR-GW035-180J	BR-GW038-180J	180	J
BR-GW018-260S	BR-GW021-260S	BR-GW025-260S	BR-GW032-260S	BR-GW035-260S	BR-GW038-260S	260	Straight
BR-GW018-260J	BR-GW021-260J	BR-GW025-260J	BR-GW032-260J	BR-GW035-260J	BR-GW038-260J	260	J

### With PTFE Coating (Nitinol)

0.018"	0.021"	0.025"	0.032"	0.035"	0.038"	Length(cm)	Tip Shape
BR-NGWC018-45S	BR-NGWC021-45S	BR-NGWC025-45S	BR-NGWC032-45S	BR-NGWC035-45S	BR-NGWC038-45S	45	Straight
BR-NGWC018-45J	BR-NGWC021-45J	BR-NGWC025-45J	BR-NGWC032-45J	BR-NGWC035-45J	BR-NGWC038-45J	45	J
BR-NGWC018-60S	BR-NGWC021-60S	BR-NGWC025-60S	BR-NGWC032-60S	BR-NGWC035-60S	BR-NGWC038-60S	60	Straight
BR-NGWC018-60J	BR-NGWC021-60J	BR-NGWC025-60J	BR-NGWC032-60J	BR-NGWC035-60J	BR-NGWC038-60J	60	J
BR-NGWC018-80S	BR-NGWC021-80S	BR-NGWC025-80S	BR-NGWC032-80S	BR-NGWC035-80S	BR-NGWC038-80S	80	Straight
BR-NGWC018-80J	BR-NGWC021-80J	BR-NGWC025-80J	BR-NGWC032-80J	BR-NGWC035-80J	BR-NGWC038-80J	80	J
BR-NGWC018-120S	BR-NGWC021-120S	BR-NGWC025-120S	BR-NGWC032-120S	BR-NGWC035-120S	BR-NGWC038-120S	120	Straight
BR-NGWC018-120J	BR-NGWC021-120J	BR-NGWC025-120J	BR-NGWC032-120J	BR-NGWC035-120J	BR-NGWC038-120J	120	J
BR-NGWC018-150S	BR-NGWC021-150S	BR-NGWC025-150S	BR-NGWC032-150S	BR-NGWC035-150S	BR-NGWC038-150S	150	Straight
BR-NGWC018-150J	BR-NGWC021-150J	BR-NGWC025-150J	BR-NGWC032-150J	BR-NGWC035-150J	BR-NGWC038-150J	150	J
BR-NGWC018-180S	BR-NGWC021-180S	BR-NGWC025-180S	BR-NGWC032-180S	BR-NGWC035-180S	BR-NGWC038-180S	180	Straight
BR-NGWC018-180J	BR-NGWC021-180J	BR-NGWC025-180J	BR-NGWC032-180J	BR-NGWC035-180J	BR-NGWC038-180J	180	J
BR-NGWC018-260S	BR-NGWC021-260S	BR-NGWC025-260S	BR-NGWC032-260S	BR-NGWC035-260S	BR-NGWC038-260S	260	Straight
BR-NGWC018-260J	BR-NGWC021-260J	BR-NGWC025-260J	BR-NGWC032-260J	BR-NGWC035-260J	BR-NGWC038-260J	260	J

### Without Coating (Nitinol)

0.018"	0.021"	0.025"	0.032"	0.035"	0.038"	Length(cm)	Tip Shape
BR-NGW018-45S	BR-NGW021-45S	BR-NGW025-45S	BR-NGW032-45S	BR-NGW035-45S	BR-NGW038-45S	45	Straight
BR-NGW018-45J	BR-NGW021-45J	BR-NGW025-45J	BR-NGW032-45J	BR-NGW035-45J	BR-NGW038-45J	45	J
BR-NGW018-60S	BR-NGW021-60S	BR-NGW025-60S	BR-NGW032-60S	BR-NGW035-60S	BR-NGW038-60S	60	Straight
BR-NGW018-60J	BR-NGW021-60J	BR-NGW025-60J	BR-NGW032-60J	BR-NGW035-60J	BR-NGW038-60J	60	J
BR-NGW018-80S	BR-NGW021-80S	BR-NGW025-80S	BR-NGW032-80S	BR-NGW035-80S	BR-NGW038-80S	80	Straight
BR-NGW018-80J	BR-NGW021-80J	BR-NGW025-80J	BR-NGW032-80J	BR-NGW035-80J	BR-NGW038-80J	80	J
BR-NGW018-120S	BR-NGW021-120S	BR-NGW025-120S	BR-NGW032-120S	BR-NGW035-120S	BR-NGW038-120S	120	Straight
BR-NGW018-120J	BR-NGW021-120J	BR-NGW025-120J	BR-NGW032-120J	BR-NGW035-120J	BR-NGW038-120J	120	J
BR-NGW018-150S	BR-NGW021-150S	BR-NGW025-150S	BR-NGW032-150S	BR-NGW035-150S	BR-NGW038-150S	150	Straight
BR-NGW018-150J	BR-NGW021-150J	BR-NGW025-150J	BR-NGW032-150J	BR-NGW035-150J	BR-NGW038-150J	150	J
BR-NGW018-180S	BR-NGW021-180S	BR-NGW025-180S	BR-NGW032-180S	BR-NGW035-180S	BR-NGW038-180S	180	Straight
BR-NGW018-180J	BR-NGW021-180J	BR-NGW025-180J	BR-NGW032-180J	BR-NGW035-180J	BR-NGW038-180J	180	J
BR-NGW018-260S	BR-NGW021-260S	BR-NGW025-260S	BR-NGW032-260S	BR-NGW035-260S	BR-NGW038-260S	260	Straight
BR-NGW018-260J	BR-NGW021-260J	BR-NGW025-260J	BR-NGW032-260J	BR-NGW035-260J	BR-NGW038-260J	260	J

# Manifolds



MF1

MF2

MF3

## INTRODUCTION

This product is mainly used for multi-channel infusion in various operations.

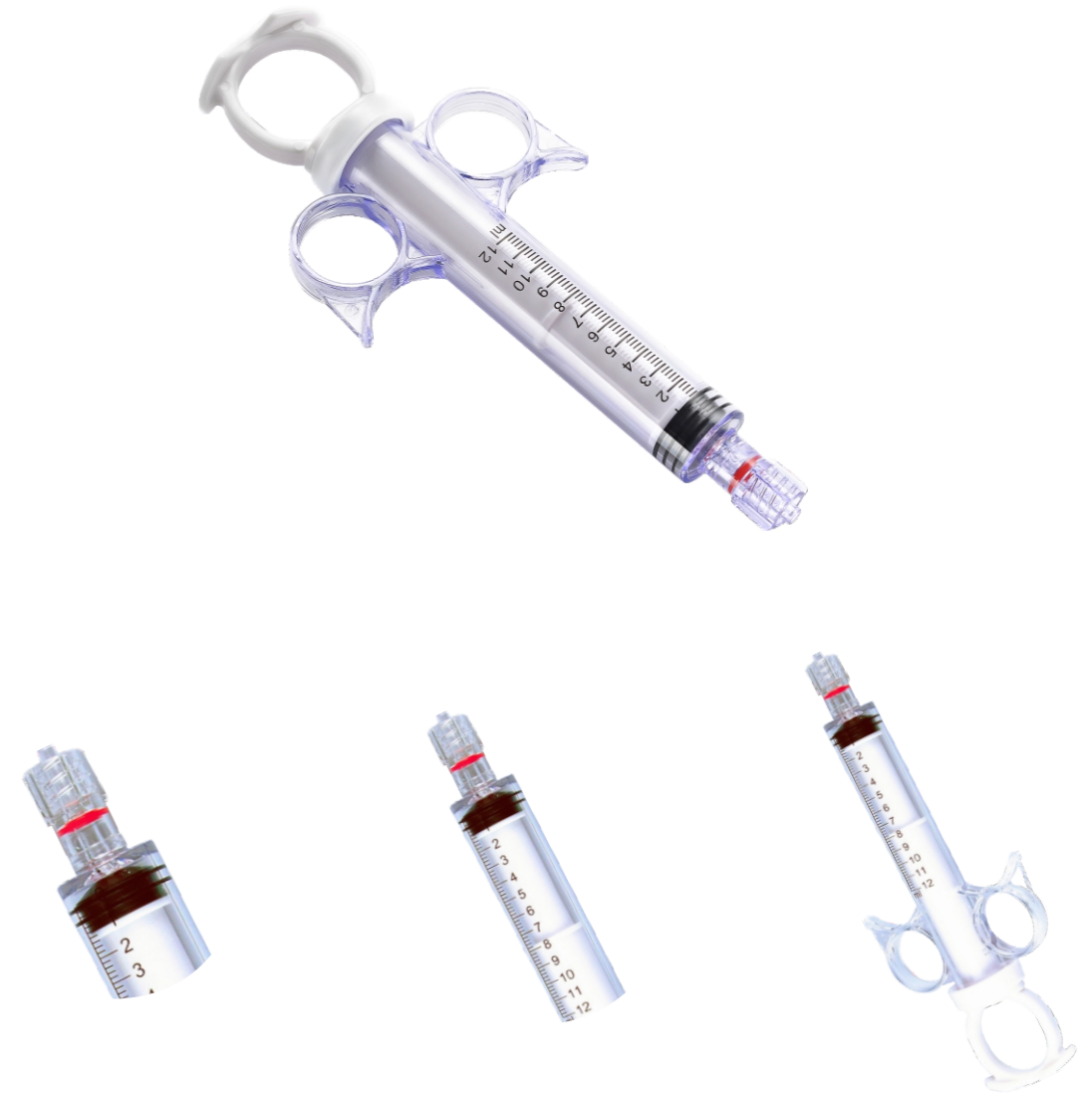
## FEATURES

- Smooth rotation
- 180 degree rotation
- Multi-channel infusion
- 500PSI pressure

## ORDERING INFORMATION

Catalogue No.
BR-MF1-ON
BR-MF1-OFF
BR-MF2-ON
BR-MF2-OFF
BR-MF3-ON
BR-MF3-OFF

# Dose-Control Syringes



## INTRODUCTION

The device is intended to contrast agents and solutions manually injection in micro trauma interventional therapy or diagnostic surgery.

## FEATURES

- Humanized structure design
- Easy to operate with one hand
- Good sealing
- Easy to inject

## ORDERING INFORMATION

Catalogue No.	Milliliters (ml)
BR-DCS-10	10ml
BR-DCS-12	12ml

## Connecting Tubings



### INTRODUCTION

The product is intended to connect pipelines and devices which provides pathway of the liquid-injection or/and invasive blood pressure monitoring in interventional operation.

### FEATURES

- High pressure resistance: 500psi/1200psi
- Transparent material makes the flow visible
- Customized sizes are available

### NON-BRAIDED TUBING 500PSI female to male luer lock

External OD(mm)	Length(cm)						
	10	20	30	60	90	120	150
1.8	BR-CT1.80-10	BR-CT1.80-20	BR-CT1.80-30	BR-CT1.80-60	BR-CT1.80-90	BR-CT1.80-120	BR-CT1.80-150
2.0	BR-CT2.00-10	BR-CT2.00-20	BR-CT2.00-30	BR-CT2.00-60	BR-CT2.00-90	BR-CT2.00-120	BR-CT2.00-150
2.7	BR-CT2.70-10	BR-CT2.70-20	BR-CT2.70-30	BR-CT2.70-60	BR-CT2.70-90	BR-CT2.70-120	BR-CT2.70-150
3.0	BR-CT3.00-10	BR-CT3.00-20	BR-CT3.00-30	BR-CT3.00-60	BR-CT3.00-90	BR-CT3.00-120	BR-CT3.00-150
3.2	BR-CT3.20-10	BR-CT3.20-20	BR-CT3.20-30	BR-CT3.20-60	BR-CT3.20-90	BR-CT3.20-120	BR-CT3.20-150
3.65	BR-CT3.65-10	BR-CT3.65-20	BR-CT3.65-30	BR-CT3.65-60	BR-CT3.65-90	BR-CT3.65-120	BR-CT3.65-150
4.0	BR-CT4.00-10	BR-CT4.00-20	BR-CT4.00-30	BR-CT4.00-60	BR-CT4.00-90	BR-CT4.00-120	BR-CT4.00-150

### BRAIDED TUBING 1200PSI female luer lock to male rotator

External OD(mm)	Length(cm)						
	20	60	90	120	150	180	200
3.65	BR-CT3.65-20B	BR-CT3.65-60B	BR-CT3.65-90B	BR-CT3.65-120B	BR-CT3.65-150B	BR-CT3.65-180B	BR-CT3.65-200B

### NON-BRAIDED TUBING 1200PSI female luer lock to male rotator

External OD(mm)	Length(cm)						
	20	60	90	120	150	180	200
3.20	BR-CT3.20-20A	BR-CT3.20-60A	BR-CT3.20-90A	BR-CT3.20-120A	BR-CT3.20-150A	BR-CT3.20-180A	BR-CT3.20-200A

## Angiographic Syringes and Accessories



### INTRODUCTION

The product is intended to inject contrast media, supporting the use of high-pressure injection pump of CT, MRI or DSA

### FEATURES

- Help doctors diagnose more accurately with the excellent pressure resistance and high flow rate
- Broad variety of angiographic syringes and accessories
- Can be used with various models of high-pressure contrast syringes from domestic and foreign manufacturers

Medrad(A)					
Applicable scenarios	Applicable models	Syringe	Volume(ml)	Catalogue No.	
CT	MCT&PLUS;OP-100;VCT610; ECT710,Vistron,EnVison	Single	200	BR-AS-CT-200-A01	
		Dual	200/200	BR-AS-CT-200/200-A02	
	STELLANT	Single	200	BR-AS-CT-200-A03	
		Dual	200/200	BR-AS-CT-200/200-A04	
	SALIENT	Single	190	BR-AS-CT-190-A05	
		Dual	190/190	BR-AS-CT-190/190-A06	
	Multi-Patient syringe system Stellant (12hours)	Dual	200/200	BR-AS-CT-200/200-A08	
DSA	Mark V&Mark V Provis	Single	150	BR-AS-DSA-150-A01	
		Single	200	BR-AS-DSA-200-A03	
		Single	60	BR-AS-DSA-60-A05	
	Mark III&Mark IV&Mark V	Single	130	BR-AS-DSA-130-A07	
	Mark 7	Single	150	BR-AS-DSA-150-A09	
MRI	Spectris&Solaris	Dual	65/65	BR-AS-MRI-65/65-A02	
		Dual	115/115	BR-AS-MRI-115/115-A04	
		Dual	65/115	BR-AS-MRI-65/115-A06	
Libel-Flarsheim(B)					
Applicable scenarios	Applicable models	Syringe	Volume(ml)	Catalogue No.	
CT	CT 9000&CT 9000 ADV, Optivantage	Single	200	BR-AS-CT-200-B01	
		Dual	200/200	BR-AS-CT-200/200-B02	
DSA	Angiomat 6000	Single	150	BR-AS-DSA-150-B01	
	Angiomat Illumena	Single	150	BR-AS-DSA-150-B03	
MRI	Optistar LE,Elite	Single	60	BR-AS-MRI-60-B01	
		Dual	60/60	BR-AS-MRI-60/60-B02	
EZEM(C)					
Applicable scenarios	Applicable models	Syringe	Volume(ml)	Catalogue No.	
CT	Empower,EmpowerCT,EmpowerCTA	Single	200	BR-AS-CT-200-C01	
		Dual	200/200	BR-AS-CT-200/200-C02	
Nemoto Kyorindo(D)					
Applicable scenarios	Applicable models	Syringe	Volume(ml)	Catalogue No.	
CT	A-25	Dual	100/200	BR-AS-CT-100/200-D02	
		Single	100	BR-AS-CT-100-D01	
	A25,A60	Single	200	BR-AS-CT-200-D03	
		Dual	100/100	BR-AS-CT-100/100-D04	
		Dual	200/200	BR-AS-CT-200/200-D06	
		Dual	60/200	BR-AS-CT-60/200-D08	
		Nemoto 120S	Single	120	BR-AS-DSA-120-D01
			Single	60	BR-AS-MRI-60-D01
MRI	Nemoto Dual Shot. Sonic Shot 50	Dual	60/60	BR-AS-MRI-60/60-D02	
Metron(E)					
Applicable scenarios	Applicable models	Syringe	Volume(ml)	Catalogue No.	
CT	ACCUTRON	Single	200	BR-AS-CT-200-E01	
		Dual	200/200	BR-AS-CT-200/200-E02	
MRI	ACCUTRON	Single	65	BR-AS-MRI-65-E01	
		Dual	65/65	BR-AS-MRI-65/65-E02	
		Dual	65/200	BR-AS-MRI-65/200-E-04	

# Pressure Connecting Tubes



## INTRODUCTION

The product is used clinically to connect and use with Angiographic Syringe for radiography by professional physician

## FEATURES

Transparent PVC pipe, soft pipe body, easy to operate

Various specifications and models are suitable for the use of various high-pressure contrast syringes on the market

## ORDERING INFORMATION

Catalogue No.	Length (cm)	Description	Pressure Limit
BR-CT3.2-50SC0	50	Coiled Tube	300psi
BR-CT3.2-100SC0	100	Coiled Tube	
BR-CT3.2-150SC0	150	Coiled Tube	
BR-CT3.2-20SS0	20	Straight Tube	
BR-CT3.2-100SS0	100	Straight Tube	
BR-CT3.2-150SS0	150	Straight Tube	
BR-CT3.2-12SS1	12	Straight Tube with one check valve	
BR-CT3.2-150SS2	150	Straight Tube with two male check valves	
BR-CT3.2-250SS2	250	Straight Tube with two male check valves	
BR-CT3.2-25SN0	25	Straight Tube with one needless adapter and spike	
BR-CT3.2-15SY2	15	Y tube with two check valves	

Catalogue No.	Length (cm)	Description	Pressure Limit
BR-CT3.2-150SY2	150	Y tube with two check valves	300psi
BR-CT3.2-250SY2	250	Y tube with two check valves	
BR-CT3.2-150SY1	150	Y tube with one check valve	
BR-CT3.2-250SY1	250	Y tube with one check valve	
BR-CT3.2-150SD2	150	Double infusion line with two check valves	
BR-CT3.2-150SQ0	150	T tube with one coiled tube 150cm and 100cm spike tube	
BR-CT3.2-250SQ0	250	T tube with one coiled tube 250cm	

Catalogue No.	Length (cm)	Description	Pressure Limit
BR-CT3.2-50BC0	50	Coiled Tube	600psi
BR-CT3.2-100BC0	100	Coiled Tube	
BR-CT3.2-150BC0	150	Coiled Tube	
BR-CT3.2-20BS0	20	Straight Tube	
BR-CT3.2-100BS0	100	Straight Tube	
BR-CT3.2-150BS0	150	Straight Tube	
BR-CT3.2-12BS1	12	Straight Tube with one check valve	
BR-CT3.2-150BS2	150	Straight Tube with two male check valves	
BR-CT3.2-250BS2	250	Straight Tube with two male check valves	
BR-CT3.2-25BN0	25	Straight Tube with one needless adapter and spike	
BR-CT3.2-15BY2	15	Y tube with two check valves	
BR-CT3.2-150BY2	150	Y tube with two check valves	
BR-CT3.2-250BY2	250	Y tube with two check valves	
BR-CT3.2-150BY1	150	Y tube with one check valve	
BR-CT3.2-250BY1	250	Y tube with one check valve	
BR-CT3.2-150BD2	150	Double infusion line with two check valves	
BR-CT3.2-150BQ0	150	T tube with one coiled tube 150cm and 100cm spike tube	
BR-CT3.2-250BQ0	250	T tube with one coiled tube 250cm	

Catalogue No.	Length (cm)	Description	Pressure Limit
BR-CT3.2-50CC0	50	Coiled Tube	1000psi
BR-CT3.2-100CC0	100	Coiled Tube	
BR-CT3.2-150CC0	150	Coiled Tube	
BR-CT3.2-20CS0	20	Straight Tube	
BR-CT3.2-100CS0	100	Straight Tube	
BR-CT3.2-150CS0	150	Straight Tube	
BR-CT3.2-12CS1	12	Straight Tube with one check valve	
BR-CT3.2-150CS2	150	Straight Tube with two male check valves	
BR-CT3.2-250CS2	250	Straight Tube with two male check valves	
BR-CT3.2-25CN0	25	Straight Tube with one needless adapter and spike	
BR-CT3.2-15CY2	15	Y tube with two check valves	
BR-CT3.2-150CY2	150	Y tube with two check valves	
BR-CT3.2-250CY2	250	Y tube with two check valves	
BR-CT3.2-150CY1	150	Y tube with one check valve	
BR-CT3.2-250CY1	250	Y tube with one check valve	
BR-CT3.2-150CD2	150	Double infusion line with two check valves	
BR-CT3.2-150CQ0	150	T tube with one coiled tube 150cm and 100cm spike tube	
BR-CT3.2-250CQ0	250	T tube with one coiled tube 250cm	

## Cervical Ripening Balloons



### INTRODUCTION

The Cervical Ripening Balloon is used for physical dilation of cervical canal prior while the cervix is unfavorable for induction. balloons are inflated with sterilized saline. By using the pressure of both balloon, the cervix will synthesize and release prostaglandin, and promote the cervix ripening.

### FEATURRES

Mechanical dilation can effectively promote cervical ripening.  
Effectively shorten the labor process and reduce the pain of childbirth,  
Free movement after placement, creating favorable conditions for fetal head decline and cervical dilation,  
Steel wire makes the placement more convenient,  
Medical silicone material, good biocompatibility.

### ORDERINGINFORMATION

Catalogue No.
BR-CVB-18F
BR-CVB-18F II (with steel sire)

## Postpartum Balloons



### INTRODUCTION

Used for Temporary control or reduction of postpartum uterine bleeding when conservative management is warranted. While the balloon was inflated with sterilized saline, the postpartum balloon applied pressure to the uterine walls that helped to hemostasis.


### FEATURRES

Postpartum Balloons  
Scientifically compress the uterine cavity, large compression area, good drainage effect  
Simple operation, significant hemostatic effect  
Three-way valve injection port design, fast continuous filling  
Medical silicone material, good biocompatibility

### ORDERINGINFORMATION

Catalogue No.
BR-PPB-24F
BR-PPB-24F II (with 60ml syringe)

## Balloon Uterine Stents



### INTRODUCTION

Used for placement in the uterus following an intrauterine surgical procedure in order to prevent intrauterine adhesions and reduce uterine bleeding


### FEATURRES

Obvious effect on intrauterine adhesious prevention  
Excellent way to reduce uterine bleeding  
No contraindication and aftereffect.

### ORDERINGINFORMATION

Catalogue No.
BR-BUS-5
BR-BUS-5 II (with 5ml syringe)
BR-BUS-8
BR-BUS-8 II (with 5ml syringe)

## Non-vascular Guide Wires



### INTRODUCTION

Under the endoscope, it can be used with J-type catheter and minimally invasive dilation and drainage kit to support and guide.

## Zebra guide wire

### FEATURRES

The device is equipped with super-tough nickel-titanium anti-torsion inner core, high-quality PTFE coating, providing high flexural strength, and smoothly passing through tortuous channels.

The surface is covered with a uniform two-color interphase coating, which helps to judge the movement of the guide wire under the endoscope.

The tapered and reduced diameter design enhances the flexibility of insertion and improves the success rate of surgery.

### ORDERINGINFORMATION

0.021"	0.025"	0.032"	0.035"	0.038"	Length(cm)	Tip Shape
BR-GWB018-80S	BR-GWB025-80S	BR-GWB032-80S	BR-GWB035-80S	BR-GWB038-80S	80	Straight
BR-GWB018-150S	BR-GWB025-150S	BR-GWB032-150S	BR-GWB035-150S	BR-GWB038-150S	150	Straight
BR-GWB018-180S	BR-GWB025-180S	BR-GWB032-180S	BR-GWB035-180S	BR-GWB038-180S	180	Straight
BR-GWB018-260S	BR-GWB025-260S	BR-GWB032-260S	BR-GWB035-260S	BR-GWB038-260S	260	Straight
BR-GWB018-450S	BR-GWB025-450S	BR-GWB032-450S	BR-GWB035-450S	BR-GWB038-450S	450	Straight

## Super hard guide wire

### FEATURRES

The device is equipped with super-tough nickel-titanium anti-twist inner core.

PTFE coating: special PTFE coating technology makes the surface of the guide wire smoother and convenient for doctors to operate. J-shaped elbow memory design can make it easy to multiple straightening, and J-shaped head end is not deformation.

The guide wire tip has moderate flexibility , providing excellent torsion control and direction selectivity for the clinic.

### ORDERINGINFORMATION

0.021"	0.025"	0.032"	0.035"	0.038"	Length(cm)	Tip Shape
BR-GWY021-45J	BR-GWY025-45J	BR-GWY032-45J	BR-GWY035-45J	BR-GWY038-45J	45	J
BR-GWY021-60J	BR-GWY025-60J	BR-GWY032-60J	BR-GWY035-60J	BR-GWY038-60J	60	J
BR-GWY021-80J	BR-GWY025-80J	BR-GWY032-80J	BR-GWY035-80J	BR-GWY038-80J	80	J
BR-GWY021-120J	BR-GWY025-120J	BR-GWY032-120J	BR-GWY035-120J	BR-GWY038-120J	120	J
BR-GWY021-150J	BR-GWY025-150J	BR-GWY032-150J	BR-GWY035-150J	BR-GWY038-150J	150	J